
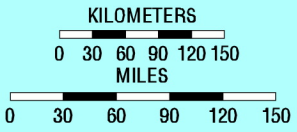

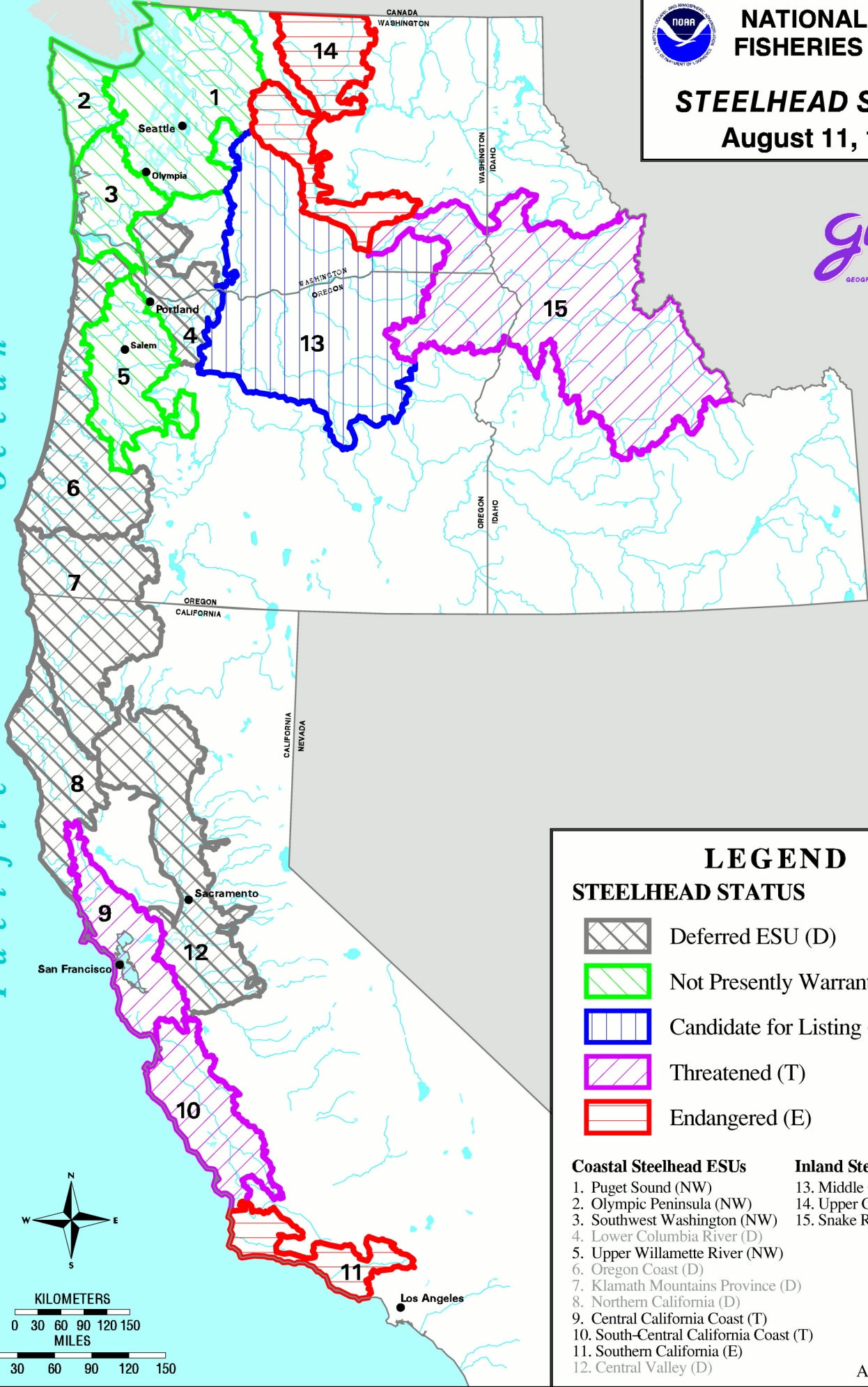




STEELHEAD STATUS August 11, 1997








Pacific Ocean



LEGEND

STEELHEAD STATUS

-  Deferred ESU (D)
-  Not Presently Warranted (NW)
-  Candidate for Listing (C)
-  Threatened (T)
-  Endangered (E)

Coastal Steelhead ESUs

- 1. Puget Sound (NW)
- 2. Olympic Peninsula (NW)
- 3. Southwest Washington (NW)
- 4. Lower Columbia River (D)
- 5. Upper Willamette River (NW)
- 6. Oregon Coast (D)
- 7. Klamath Mountains Province (D)
- 8. Northern California (D)
- 9. Central California Coast (T)
- 10. South-Central California Coast (T)
- 11. Southern California (E)
- 12. Central Valley (D)

Inland Steelhead ESUs

- 13. Middle Columbia River (C)
- 14. Upper Columbia River (E)
- 15. Snake River Basin (T)